

[Global Aquaculture Alliance](#)

- [Animal Health & Welfare](#)
- [Consumer Education](#)
- [Environmental & Social Responsibility](#)
- [Feed Sustainability](#)
- [Investment](#)
- [Leadership & Innovation](#)
- [Marketplace](#)



- [Animal Health & Welfare](#)

## Evaluating commercial probiotic for juvenile Pacific white shrimp

Monday, 6 August 2018 Susan Laramore, Ph.D. Tzachi Samocha, Ph.D. Rui A. Gonçalves Jutta Kesselring

### Study suggests potential to increase survival, reduce FCR in biofloc-dominated culture system



Probiotic addition to feed may contribute to overall health and increased production in several commercially farmed species, including postlarvae of Pacific white shrimp.

In aquatic species, intestinal bacteria are dependent on the external environment and are transient in nature, due to continuous uptake of water, food and associated microorganisms. Probiotics have been shown to change the intestinal microbiota by competing with pathogens for nutrients. Addition of probiotics to feed may therefore contribute to overall health, resulting in increased production.

Biomin produces an aquaculture product line (AquaStar®) formulated to improve larval and grow-out shrimp production or pond water quality. Each product consists of several probiotic bacterial strains, and AquaStar® Growout was designed to be added to feed to enhance grow-out production.

Previous trials with this probiotic in clear water tank system with Pacific white shrimp (*Litopenaeus vannamei*) in Vietnam resulted in increased growth, survival and immune function. In contrast to clear water systems, biofloc dominated systems contain aggregate

particles formed from various components, including bacteria, protozoans, detritus and feed and more closely mimics a pond-based system.

In another study, a combination of this probiotic and AquaStar® Pond resulted in improved survival and FCR in an indoor biofloc-dominated shrimp production system, however the culture medium was contaminated with pathogenic *Vibrio*. The current trial was initiated to determine the impact of three levels of AquaStar® Growout probiotic (2, 3 or 5 g/kg feed) on shrimp performance in an intensive indoor biofloc-dominated shrimp tank system.

## Experimental design

A 12-week study was carried out at Florida Atlantic University's Harbor Branch Oceanographic Institute (FAU-HBOI) in Ft. Pierce, Fla., in a climate-controlled greenhouse. A 4×4 factorial random block experimental design consisted of sixteen 1-cubic-meter (4-foot diameter) cylindrical tanks fitted with air-driven floc circulation systems filled with salt well water (34 ppt) (Fig. 1).



Fig. 1: Experimental 1-cubic-meter tank design. The tank on the right, partially drained, shows the airlift driven circulation system.

Sixteen liters of biofloc from the FAU-HBOI Integrated Multi-Trophic Aquaculture (IMTA) ex-situ bioreactor were added to each tank three weeks prior to shrimp addition. One hundred 1.5-gram shrimp were placed into each tank on May 2, 2017. AquaStar® Growout was top dressed onto Zeigler shrimp HI-35 feed (2 mm pellets) at 0, 2, 3 or 5 g/kg (0 percent, 0.2 percent, 0.3 percent, or 0.5 percent).

The powdered probiotic was added to distilled water at a 1:20 dilution rate as per label instructions and dried overnight at 65 degrees-C. Shrimp were initially fed twice a day by hand (weeks one and two), after which feed was fed continuously using belt feeders based on body weight.

Dissolved oxygen (DO), temperature and salinity were measured twice daily and settleable solids (SS) were measured once a day using Imhoff cones. Total suspended solids (TSS), alkalinity, total ammonia nitrogen (TAN), nitrites (NO<sub>2</sub>-N) and nitrates (NO<sub>3</sub>-N) were measured twice weekly. Sodium bicarbonate was added as needed to maintain alkalinity between 100 and 150 mg/L.

Ten shrimp were removed weekly from one designated tank per treatment and weights recorded. Average survival, final weight, yield, specific growth rate, weekly growth rate and feed conversion ratio were evaluated at harvest. Water was collected weekly from each tank and plated in triplicate on TCBS *Vibrio* selective agar.

At experimental termination water was additionally plated on marine agar (MA) to determine total bacterial counts and on MacConkey agar (MAC) plate to determine enteric bacteria counts. At harvest the intestinal tract from five shrimp from each tank were collected, pooled, macerated and plated onto TCBS, MA and MAC plates.

## Results

Water quality was similar for all treatment groups. Temperature, salinity, pH and dissolved oxygen levels averaged 28.2-28.9 degrees-C, 38 grams/L, 7.6 and 6.6 mg/L, respectively. TAN, NO<sub>2</sub>-N, NO<sub>3</sub>-N, and alkalinity averaged 0.05 mg/L, 0.04 mg/L, 4.4-4.7 mg/L and 139-142 mg/L, respectively. Settable solids increased from an average of 8 ml/L to 29 ml/L and TSS increased from 78 to 306 mg/L over the 12-week period.

Production results are shown in Table 1. Although there was a trend towards higher survival ( $p=0.056$ ), yield ( $p=0.059$ ), and lower FCR ( $p=0.060$ ) in the 0.5 percent treatment differences were not significant. Mean survival was 76.5 percent, and highest in the 0.5 percent treatment. Shrimp reached an average of 23.25 grams in 12 weeks, with weekly growth rate averaging 1.5 grams. Mean yield per tank was 1,556 grams, and highest in the 0.5 percent treatment. Mean FCR was 1.39 and was lowest in the 0.5 percent treatment.

### Laramore, AquaStar, Table 1

Parameter	0%	0.2%	0.3%	0.5%
Survival (%)	73±10	67±10	81±6	85±7

Parameter	0%	0.2%	0.3%	0.5%
Final weight (grams)	23.9±2.6	24.7±1.3	21.9±1.3	22.1±3.0
Weekly growth (grams)	1.9±0.22	2.0±0.13	1.7±0.11	1.7±0.25
Yield (grams/tank)	1,489±79	1,374±325	1,599±69	1,766±154
FCR	1.4±0.08	1.6±0.43	1.3±0.06	1.2±0.10

Table 1. Production of biofloc reared *Litopenaeus vannamei* fed various levels of AquaStar® Growout probiotic over a 12-week period.

*Vibrio* water column counts began to increase in week four and peaks were noted at weeks 7 and 12. There was a trend towards lower pathogenic (green) *Vibrio* counts as the amount of probiotic was increased; on average pathogenic *Vibrio* made up 17 percent of the total *Vibrio* count in the control, 13 percent in the 0.2 percent and 0.3 percent treatment groups, and 8.5 percent in the 0.5 percent treatment group (Fig. 2). Water samples collected at harvest showed no difference between treatments in total bacterial (MA) or *Vibrio* counts, however the amount of bacterial growth on MacConkey agar was on average 10x lower ( $p=0.045$ ) (Fig. 3A).

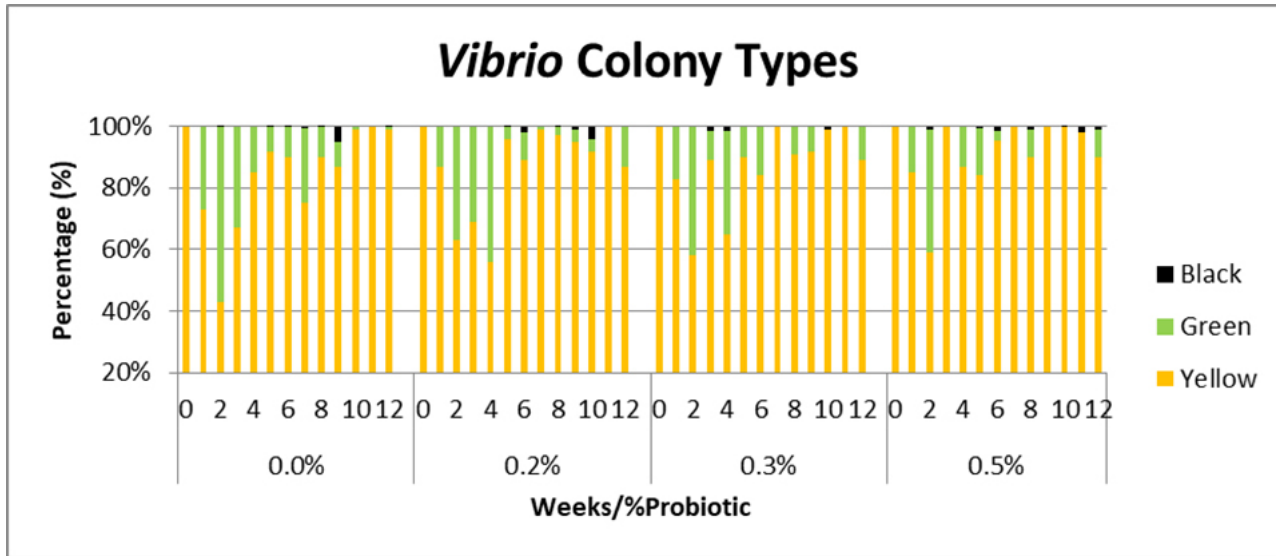


Fig. 2: Percentage of presumptive pathogenic (green), non-pathogenic (yellow) *Vibrio* and hydrogen sulfide producing colonies detected in treatment tank water.

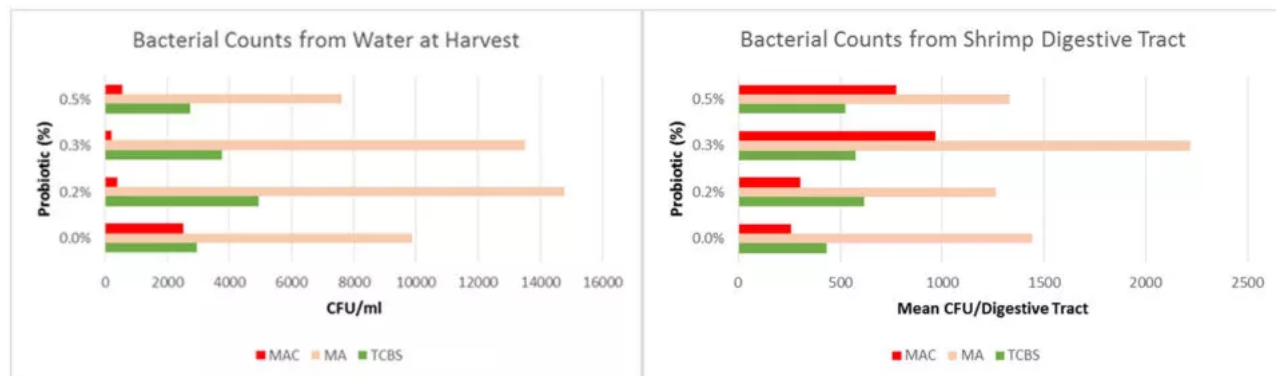


Fig. 3 A (left) and B (right): Mean colony forming bacterial units in water and shrimp intestines at harvest plated on Marine Agar, TCBS and MacConkey Agar.

There was no difference in mean bacterial counts from shrimp intestines collected at harvest (Fig. 3B). However, the composition of both *Vibrio* and enteric bacteria was altered by the probiotic. Shrimp in the control treatment had a higher percentage of pathogenic *Vibrio*, despite that the percent of pathogenic *Vibrio* in the water was less (Fig. 4A). Shrimp in probiotic treatments had a lower percentage of beige (non-lactose fermenting) colonies compared to red (lactose fermenting) colonies; no beige colonies were detected in any water samples (Fig. 4B).

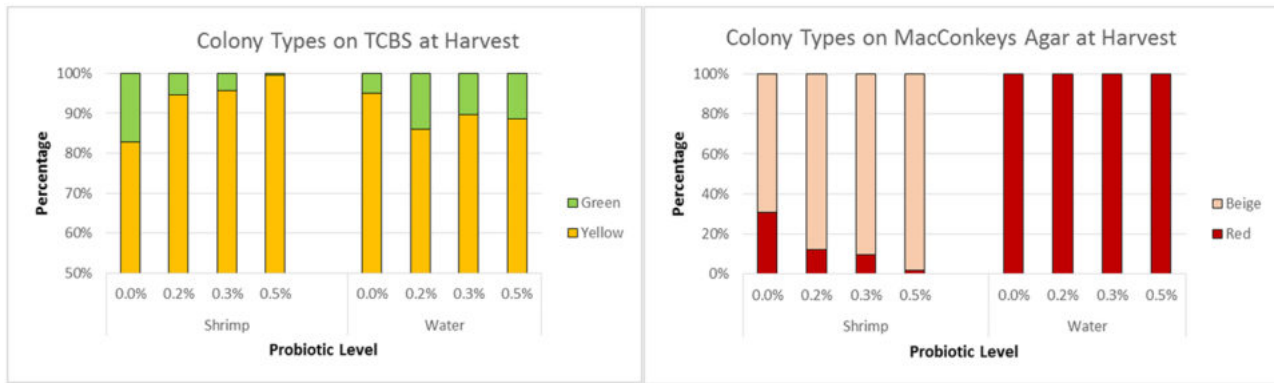


Fig. 4 A (left) and B (right): Comparison of colony types from water and shrimp intestines collected at harvest plated on Vibrio selective (TCBS) left, and MacConkey Agar, right.

## Perspectives

Although no significant differences were seen in terms of increased production, bacterial composition differences were noted in both the water and the shrimp intestines. The preponderance of evidence suggests that incorporating this probiotic product, particularly at 0.5 percent, has the potential to positively impact shrimp health and production by increasing survival and thus reducing FCR.

*References available from corresponding author.*

## Authors



•  
Susan Laramore, Ph.D.

Corresponding author  
Harbor Branch Oceanographic Institute at Florida Atlantic University  
Fort Pierce, Florida 34946 USA

[slaramo1@fau.edu](mailto:slaramo1@fau.edu)



•  
Tzachi Samocha, Ph.D.

Marine Solutions and Feed Technology, LLC  
Spring, Texas USA



•  
Rui A. Gonçalves

BIOMIN Holding GmbH  
Erber Campus 1, 3131 Getzersdorf, Austria





•

Jutta Kesselring

BIOMIN Holding GmbH  
Erber Campus 1, 3131 Getzersdorf, Austria

### Share

- [✉ Share via Email](#)
- [🐦 Share on Twitter](#)
- [f Share on Facebook](#)
- [in Share on LinkedIn](#)

### Tagged With

- [biofloc](#)
- [Jutta Kesselring](#)
- [Litopenaeus vannamei](#)



- [Pacific white shrimp](#)
- [probiotic](#)
- [Rui A. Gonçalves](#)
- [Susan Laramore](#)
- [Tzachi Samocha](#)

#### Related Posts

- [Ammonia addition enhances microbial flocs in nursery phase for Pacific white shrimp](#)
- [Economic analyses project rising returns for intensive biofloc shrimp systems](#)
- [Biofloc consumption by Pacific white shrimp postlarvae](#)
- [Artemia, the 'magic powder' fueling a multi-billion-dollar industry](#)

[Ver artículos en español](#)

#### [GAA Advocate](#)

News features and technical articles about the evolution of aquaculture, one of the world's fastest growing industries.

#### Search GAA Advocate

Search GAA Advocate  Search

The Economist EVENTS

# WORLD OCEAN SUMMIT

Building bridges

March 5th-7th  
2019  
Abu Dhabi, UAE

Save 20% with code 1584GAA20

#### Connect with GAA Advocate

- [Facebook](#)
- [Twitter](#)
- [LinkedIn](#)
- [Instagram](#)
- [YouTube](#)

#### Recent Posts

- [Feed Sustainability](#)  
November 5, 2018

#### [Wood you believe it – a fish feed ingredient from the forest?](#)

- [Animal Health & Welfare](#)  
November 5, 2018

#### [Evaluating stunning methods in tropical shrimp aquaculture](#)

- [Investment](#)  
November 5, 2018

## [Entrepreneurs need toughness, commitment to thrive in Hatch](#)

- [Environmental & Social Responsibility](#)  
November 5, 2018

## [GOAL 2018: PechaKucha, featuring Matthew Thompson](#)

- [Marketplace](#)  
November 5, 2018

## [Revisión y pronóstico de la producción mundial de peces: casi se duplicó en una década](#)

- [Leadership & Innovation](#)  
October 29, 2018

## [Petri dish to plate: How close is cellular seafood?](#)

- [Consumer Education](#)  
September 24, 2018

## [How we can help children reach for seafood](#)

### Don't Miss an Article

Email  Telephone

### Tags

Top Tags v

### About the Advocate

The Global Aquaculture Advocate supports the Global Aquaculture Alliance's (GAA) mission of advocating, educating and demonstrating responsible aquaculture practices worldwide. [Learn More.](#)

Select Language

- [Instagram@](#)
- [Facebookf](#)
- [Twittert](#)
- [LinkedInin](#)
- [Vimeov](#)
- [YouTubeYou Tube](#)

- [Log In](#)
- Search Site



- [About](#)
- [MyGAA](#)
- [Membership](#)
- [Films](#)
- [GOAL](#)
- [The Advocate](#)
- [The Academy](#)
- [Blog](#)
- [Contact](#)
- [About](#)
- [Membership](#)
- [MyGAA](#)
- [GOAL](#)
- [The Advocate](#)
- [About the Advocate](#)
- [Global Aquaculture Academy](#)
- [Contact](#)
- [Films](#)
- [Blog](#)

### Our Products



| MEMBERSHIP



**Academy**



**Advocate™**

G U J A Y A C



## Aquaculture Community





**Stay up to date with GAA**

Email  Telephone

- [Instagram](#)
- [Facebook](#)
- [Twitter](#)
- [LinkedIn](#)
- [Vimeo](#)
- [YouTube](#)

Copyright © 2016–2018 **Global Aquaculture Alliance**

[Privacy Policy](#)

[Site by Raka](#)

**Menu** 

- Search Site
- [About](#)
- [MyGAA](#)
- [Membership](#)
- [Films](#)
- [GOAL](#)
- [The Advocate](#)
- [The Academy](#)
- [Blog](#)
- [Contact](#)
- [Log In](#)
- 

## Add Affiliated Organization